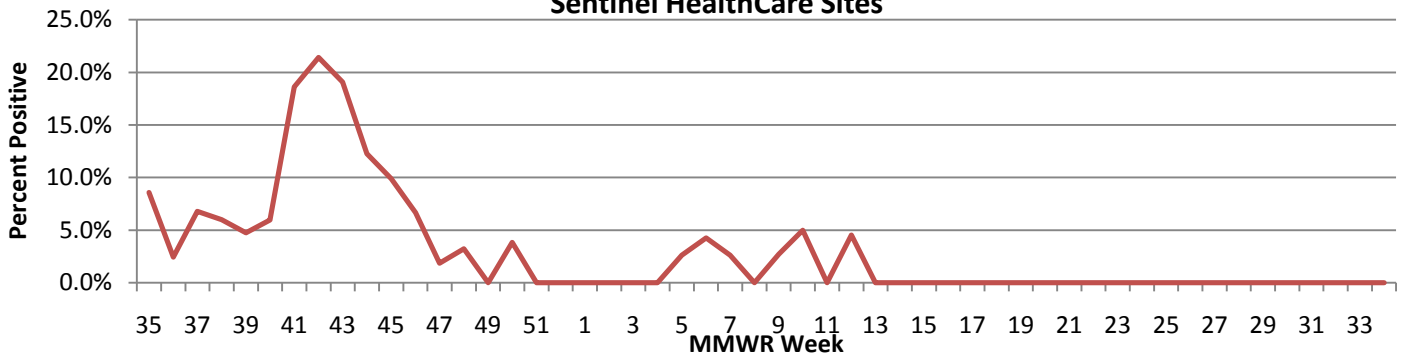


# McHenry County Department of Health 2009-10 Influenza Surveillance

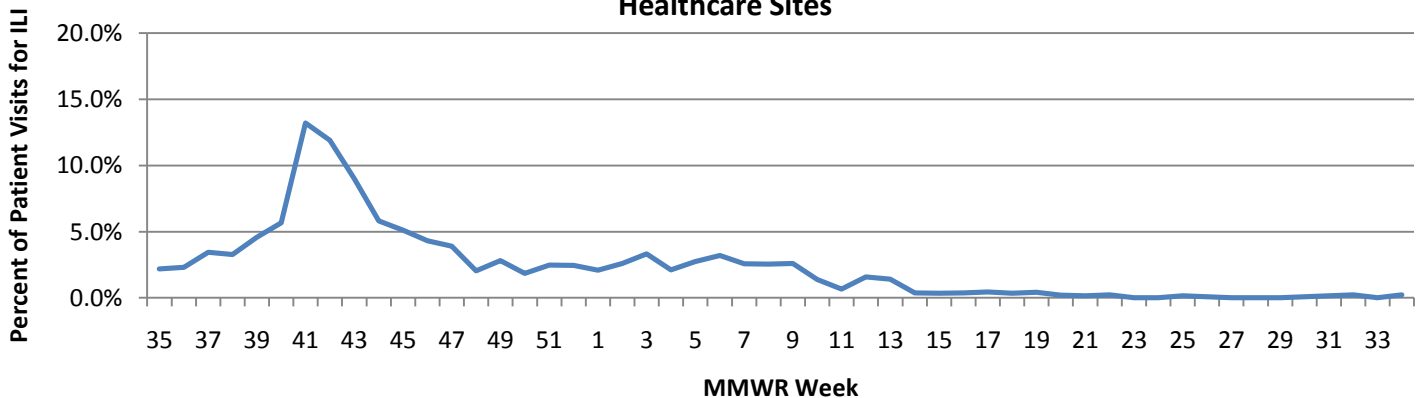
Week 35 – 34 (Aug 30, 2009 – Aug 28, 2010)

The McHenry County Department of Health annually conducts influenza surveillance through two different systems. The first system is based on weekly reporting of sentinel healthcare sites of rapid test-positive influenza cases (Figure 1a) and number of clients seen with influenza-like illness (ILI) (Figure 1b), which is defined as a fever  $\geq 100^{\circ}\text{F}$  and cough and/or sore throat in the absence of a known cause other than influenza. The second system is a daily reporting of school absenteeism and absenteeism due to ILI (figure 2).

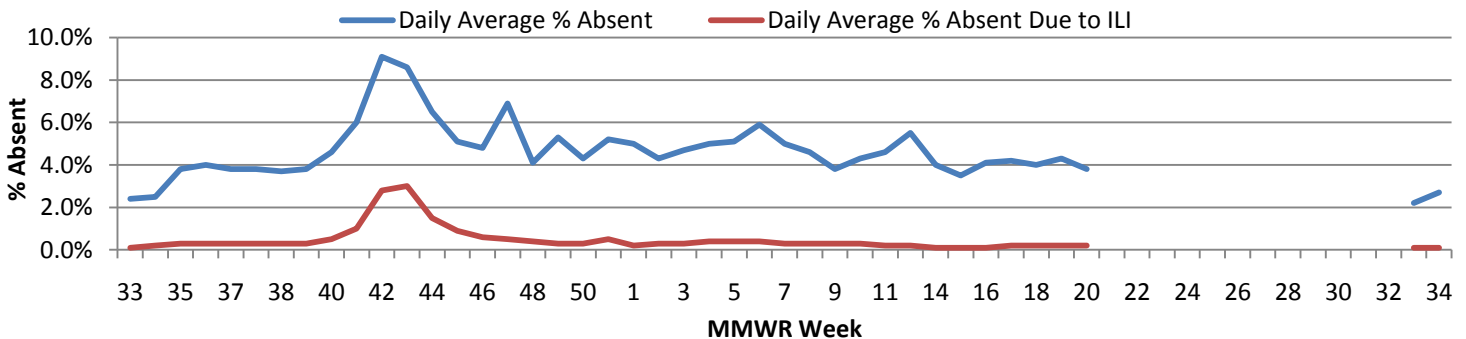
**Figure 1a. Percent of Rapid Influenza Tests that are Positive at McHenry County Sentinel HealthCare Sites**



**Figure 1b. Percent of Patient Visits for Influenza-Like Illness at McHenry County Sentinel Healthcare Sites**



**Figure 2. School Surveillance Average Daily Absenteeism Rate for All Reporting Schools by Week**



For dates corresponding to weeks, visit <http://www.cdc.gov/ncphi/diss/nndss/phs/mmwrweek/W2009-10.pdf>  
 For **National Influenza Surveillance**, visit the US Centers for Disease Control and Prevention Influenza Surveillance Website at: <http://www.cdc.gov/flu/weekly/fluactivity.htm>